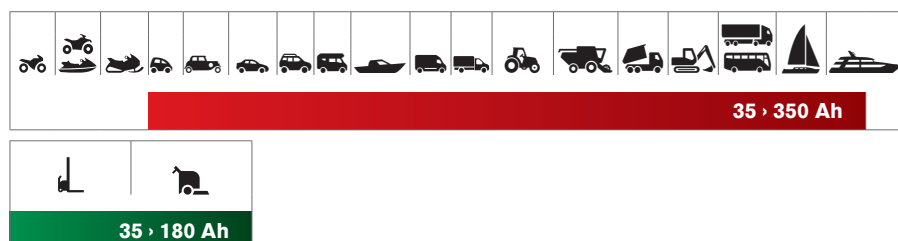


The **BATIUM 25.24X** is a powerful and very versatile automatic charger. It is suitable for 6/12/24 V starter batteries in all lead acid technologies (liquid, AGM, EFB, gel...) and liquid lead traction batteries 50% faster than a traditional product, the **BATIUM 25.24X** recovers sulphated batteries and guarantees 100% charging in complete safety (unattended). Very robust, it is the perfect product for automotive, agricultural or HGV workshops.

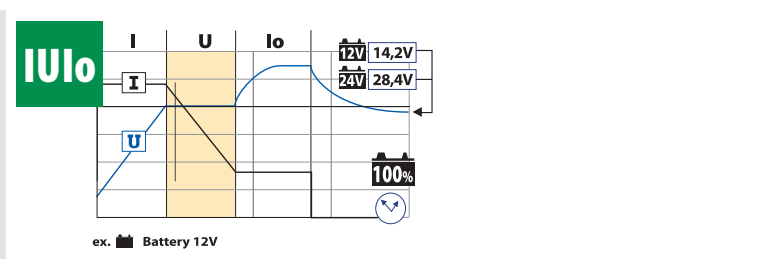
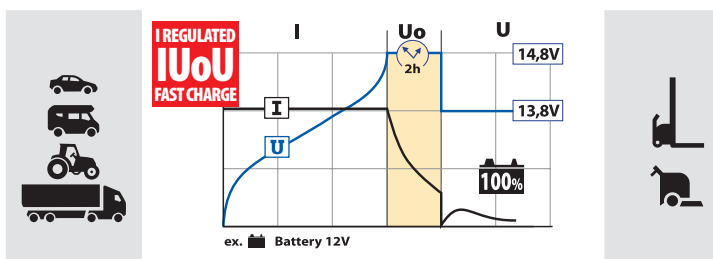
IDEAL FOR ALL TYPES OF VEHICLES



- Designed for **6 V, 12 V and 24 V** batteries, it charges :
 - lead starter batteries (gel, liquid, AGM, EFB, Vrla...) from 35 Ah to 350 Ah capacity.
 - open lead traction batteries, for forklifts, floor scrubbers or pallet trucks with a capacity of 35 Ah to 180 Ah.
- 3 charging currents:** 7 A, 15 A and 25 A, whatever the chosen voltage: 6 /12 / 24 V.
- Optimised maintenance charge**, the charger can remain plugged in indefinitely during winter to maintain the health of the battery. The «Auto Restart» function means that the charger will memorise the settings and restart automatically in the event of a power cut.

2 FULLY AUTOMATIC CHARGING CURVES

- The two charging curves **IUoU** and **IUIo** (*specific charge for traction batteries*) offer full unattended charging maximising battery life and performance.
- 2 functions to recover the batteries :
 - "**SOS Recovery**": recovers sulphated batteries.
 - "**Forced charging**": recovers heavily discharged batteries (from 1 V).












VOLTMETER MODE

The BATIUM 25.24X measures the voltage of the vehicle's battery, alternator or starter motor. An ideal function for checking the battery charge level.

ROBUST AND SECURE

- Robust charger equipped with corner pads to protect the case and absorb shocks.
- Protects the vehicle's on-board electronics.
- Protected against short circuits, reverse polarity and with an anti-spark system.

		 50/60 Hz		 Laddring		EFFICACE / RMS	MOYEN / AVERGAE			 kg	 mm		 SOS recovery	
	Reg 1	Reg 2	Reg 3											
	6 / 12 / 24 V	230 V	1150 W	35<350 Ah	3	37 A	7 A	15 A	25 A	13,4	280 x 420 x 230	-	2,5 m	Automatic >2V